





**Legend**

**Type 1**

-  Strong indications of archean basement erosion that may reflect archean or subsequent paleo drainage
-  Tentative indication of above

**Type 2**

-  Very tentative indications of shallow fluvial gravel deposits



<b>Tsodilo Resources Ltd.</b>
Western Ngamiland Botswana
Interpreted Paleo Drainage with Shallow Magnetic Component Background
 <b>Scott Hogg &amp; Associates Ltd</b> Geophysical Services <a href="http://shageophysics.com">shageophysics.com</a>